Scan to play it in Recorder Hero



More songs

A RECORDER HERO SONGBOOK

Extra songs, free for everyone. More to come.

Recorder Hero

More songs

Scan to play it in Recorder Hero · recorderhero.com

Contents

How to read this book 3

1 Suikerbossie (South Africa) 4

2 Three Chinese with a Double Bass *Drei Chinesen mit dem Kontrabass* 5

3 Michael, Row the Boat Ashore 6

4 Pop Goes the Weasel 7

5 Lavender's Blue 8

The fingering chart 9

More from Recorder Hero 10

How to read this book

The colored blocks are the notes, in order, from left to right. A longer block is a longer note, and a thin line marks each bar. Each note always has the same color, here and in the game.

The letters are the same notes, written out. A small mark after a letter (C') means the high note.

The fingering pictures show the recorder from the front, the left hand on top. A filled hole is covered, an empty one is open. The hole drawn to the side is the thumb hole at the back; half filled means a pinched thumb.

Baroque or German: this book uses baroque (English) fingering, the most common. On a German-fingering recorder only F and F# change: the fingering chart at the back shows both.

The QR code on each song opens it in Recorder Hero, which listens and watches as you play and shows which finger to fix.



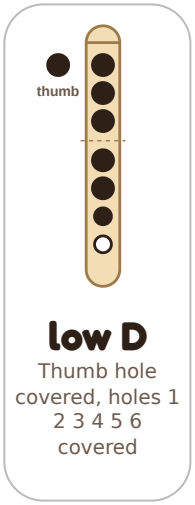

Suikerbossie (South Africa)

It uses 5 notes: low D, low E, F, F#, G. Easy.

Scan to play it in Recorder Hero

The notes

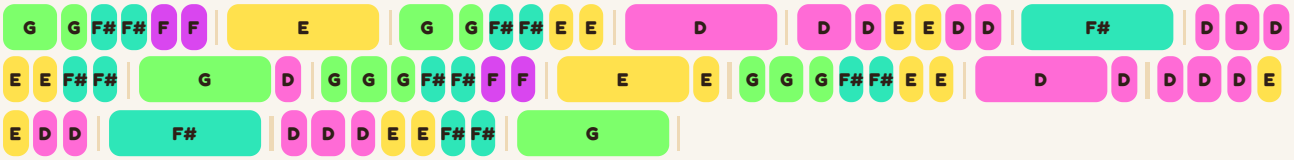

Longer blocks are longer notes; a line marks each bar.

Sheet music



The same song in standard notation, with each note's name under it.

The notes as letters

G G F# F# F F E G G F# F# E E D D D E E D D F# D D D E E F# F# G D G G G F# F# F
F E E G G G F# F# E E D D D D D E E D D F# D D D E E F# F# G

All for a soprano (descant) recorder, with baroque (English) fingering.

Fingerings

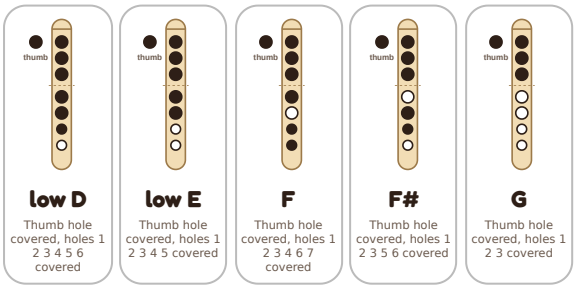

Tap Play to hear a note; tap a fingering card to see how to play it. Filled holes are covered. The left hand is on top (thumb behind, holes 1–3), the right hand below (holes 4–7).

Tips

- Say "doo" into the recorder for each note: the tongue starts every note, so repeated notes sound separate.
- Blow gently, like cooling soup. Too much air makes a squeak an octave up.
- Cover the holes with the soft pads of your fingers, not the tips, so no air leaks out.
- Low D needs the gentlest breath of all, and every hole sealed: if it squeaks, check your bottom fingers first.
- F has two fingerings: on a baroque recorder it's forked (thumb and holes 1 to 4, 6 and 7, with hole 5 open); on a German recorder, just the thumb and holes 1 to 4.
- F# is a "forked" fingering: cover the thumb and holes 1, 2, 3, 5 and 6, leaving hole 4 open.

Three Chinese with a Double Bass

Drei Chinesen mit dem Kontrabass

It uses 8 notes: low D, F#, G, A, B, high C, high D, high E. A little challenge.

Scan to play it in Recorder Hero

The notes

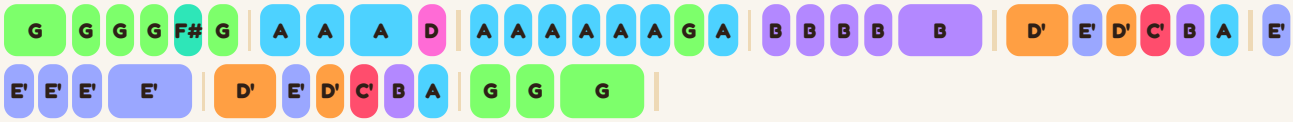

Longer blocks are longer notes; a line marks each bar.

Sheet music



The same song in standard notation, with each note's name under it.

The notes as letters

G G G G F# G A A A D A A A A A A G A B B B B B D' E' D' C' B A E' E'
E' E' E' D' E' D' C' B A G G G

C', D' and E' are the high C, high D and high E. All for a soprano (descant) recorder, with baroque (English) fingering.

Fingerings

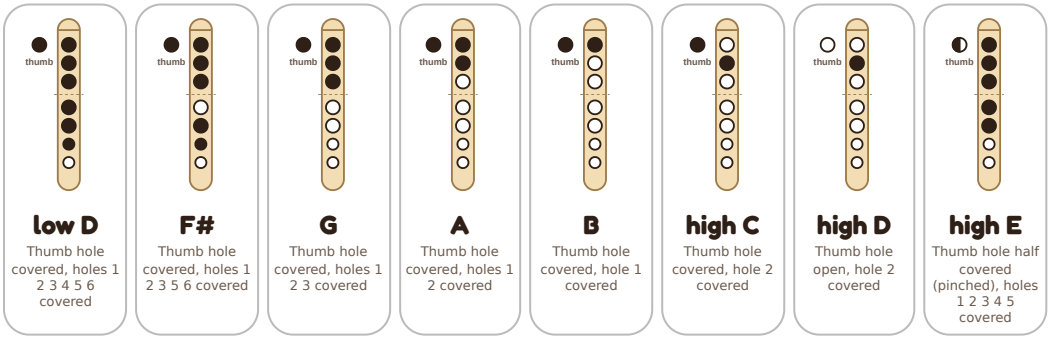

Tap Play to hear a note; tap a fingering card to see how to play it. Filled holes are covered. The left hand is on top (thumb behind, holes 1–3), the right hand below (holes 4–7).

Tips

- Say "doo" into the recorder for each note: the tongue starts every note, so repeated notes sound separate.
- Blow gently, like cooling soup. Too much air makes a squeak an octave up.
- Cover the holes with the soft pads of your fingers, not the tips, so no air leaks out.
- Low D needs the gentlest breath of all, and every hole sealed: if it squeaks, check your bottom fingers first.
- F# is a "forked" fingering: cover the thumb and holes 1, 2, 3, 5 and 6, leaving hole 4 open.
- High D has the thumb hole open and only hole 2 covered: just your left middle finger holds it.
- High E needs a "pinched" thumb: bend your left thumb so its nail half-covers the thumb hole, leaving a small gap at the top, with holes 1 to 5 covered as for low E.
- For high C, lift your first finger (hole 1) and keep the thumb and hole 2 covered.

Michael, Row the Boat Ashore

It uses 6 notes: low C, low D, low E, F, G, A. A little challenge.

Scan to play it in Recorder Hero

The notes

C E | G E G A | G E G | A | G · E G | G E F E
D C D | E | D | C

Longer blocks are longer notes; a line marks each bar.

Sheet music



The same song in standard notation, with each note's name under it.

The notes as letters

C E G E G A G E G A G E G G E F E D C D E D C

All for a soprano (descant) recorder, with baroque (English) fingering.

Fingerings

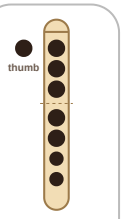

low C
Thumb hole covered, holes 1 2 3 4 5 6 7 covered

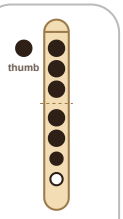

low D
Thumb hole covered, holes 1 2 3 4 5 6 covered

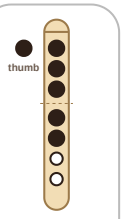

low E
Thumb hole covered, holes 1 2 3 4 5 covered

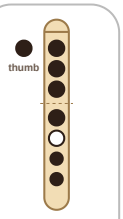

F
Thumb hole covered, holes 1 2 3 4 6 7 covered

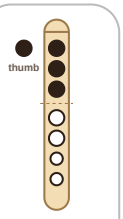

G
Thumb hole covered, holes 1 2 3 covered

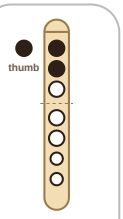

A
Thumb hole covered, holes 1 2 covered

Tap Play to hear a note; tap a fingering card to see how to play it. Filled holes are covered. The left hand is on top (thumb behind, holes 1–3), the right hand below (holes 4–7).

Tips

- Say "doo" into the recorder for each note: the tongue starts every note, so repeated notes sound separate.
- Blow gently, like cooling soup. Too much air makes a squeak an octave up.
- Cover the holes with the soft pads of your fingers, not the tips, so no air leaks out.
- Low C needs the gentlest breath of all, and every hole sealed: if it squeaks, check your bottom fingers first.
- F has two fingerings: on a baroque recorder it's forked (thumb and holes 1 to 4, 6 and 7, with hole 5 open); on a German recorder, just the thumb and holes 1 to 4.

Pop Goes the Weasel

It uses 6 notes: low C, low D, low E, F, G, A. A little challenge.

Scan to play it in Recorder Hero

The notes

C C D D | E G E C | C C D D | E C | C C D D | E G E C | A | D F | E C |

Longer blocks are longer notes; a line marks each bar.

Sheet music



The same song in standard notation, with each note's name under it.

The notes as letters

C C D D E G E C C C D D E C C C D D E G E C A D F E C

All for a soprano (descant) recorder, with baroque (English) fingering.

Fingerings

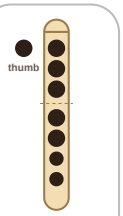

low C
Thumb hole covered, holes 1 2 3 4 5 6 7 covered

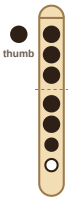

low D
Thumb hole covered, holes 1 2 3 4 5 6 covered

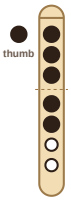

low E
Thumb hole covered, holes 1 2 3 4 5 covered

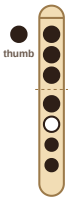

F
Thumb hole covered, holes 1 2 3 4 6 7 covered

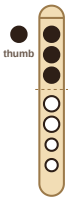

G
Thumb hole covered, holes 1 2 3 covered

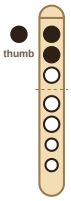

A
Thumb hole covered, holes 1 2 covered

Tap Play to hear a note; tap a fingering card to see how to play it. Filled holes are covered. The left hand is on top (thumb behind, holes 1–3), the right hand below (holes 4–7).

Tips

- Say "doo" into the recorder for each note: the tongue starts every note, so repeated notes sound separate.
- Blow gently, like cooling soup. Too much air makes a squeak an octave up.
- Cover the holes with the soft pads of your fingers, not the tips, so no air leaks out.
- Low C needs the gentlest breath of all, and every hole sealed: if it squeaks, check your bottom fingers first.
- F has two fingerings: on a baroque recorder it's forked (thumb and holes 1 to 4, 6 and 7, with hole 5 open); on a German recorder, just the thumb and holes 1 to 4.

Lavender's Blue

It uses 6 notes: low C, low D, low E, F, G, A. A little challenge.

Scan to play it in Recorder Hero

The notes



Longer blocks are longer notes; a line marks each bar.

Sheet music



The same song in standard notation, with each note's name under it.

The notes as letters

C G G G F E D C C A A A C G G G F E D C F E D C

All for a soprano (descant) recorder, with baroque (English) fingering.

Fingerings

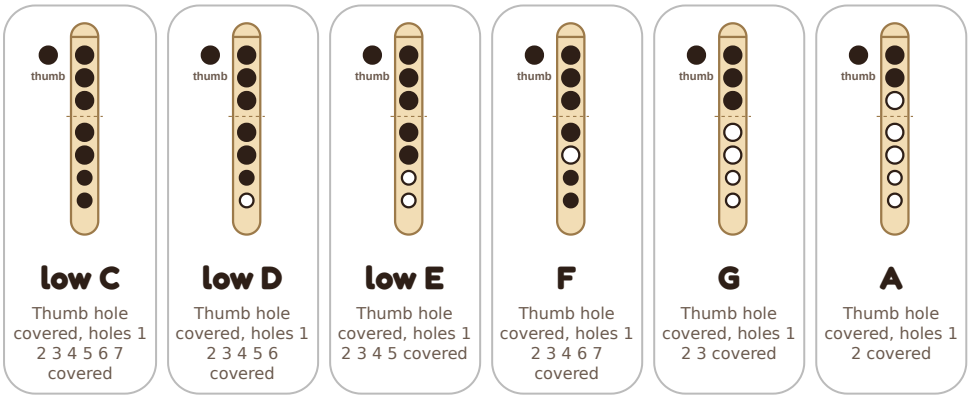

Tap Play to hear a note; tap a fingering card to see how to play it. Filled holes are covered. The left hand is on top (thumb behind, holes 1–3), the right hand below (holes 4–7).

Tips

- Say "doo" into the recorder for each note: the tongue starts every note, so repeated notes sound separate.
- Blow gently, like cooling soup. Too much air makes a squeak an octave up.
- Cover the holes with the soft pads of your fingers, not the tips, so no air leaks out.
- Low C needs the gentlest breath of all, and every hole sealed: if it squeaks, check your bottom fingers first.
- F has two fingerings: on a baroque recorder it's forked (thumb and holes 1 to 4, 6 and 7, with hole 5 open); on a German recorder, just the thumb and holes 1 to 4.

The fingering chart

Every note in this book, and how to play it. (Baroque)

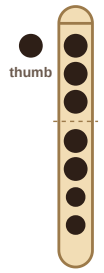

low C

Thumb hole covered, holes 1 2 3 4 5 6 7 covered

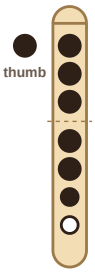

low D

Thumb hole covered, holes 1 2 3 4 5 6 covered

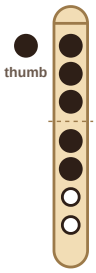

low E

Thumb hole covered, holes 1 2 3 4 5 covered

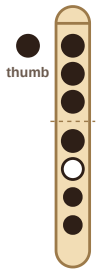

F

Thumb hole covered, holes 1 2 3 4 6 7 covered

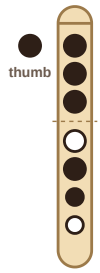

F#

Thumb hole covered, holes 1 2 3 5 6 covered

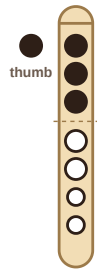

G

Thumb hole covered, holes 1 2 3 covered

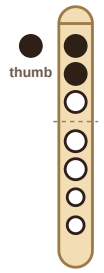

A

Thumb hole covered, holes 1 2 covered

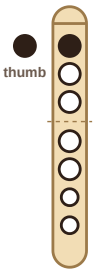

B

Thumb hole covered, hole 1 covered

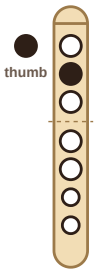

high C

Thumb hole covered, hole 2 covered

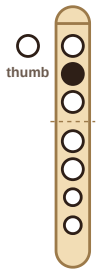

high D

Thumb hole open, hole 2 covered

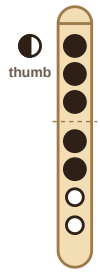

high E

Thumb hole half covered (pinched), holes 1 2 3 4 5 covered

German

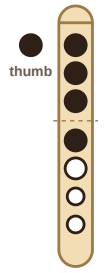

F

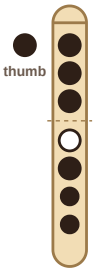

F#

More from Recorder Hero

Other songbooks to play, and the free lessons and songs, at recorderhero.com.



Everything: every song pack



Half-holes & sharps



High notes



Tonguing & slurs



Christmas songbook



All our world song packs



National anthems collection

recorderhero.com

Other songbooks to play, and the free lessons and songs, at recorderhero.com.



Quill the owl

Hello! I'm Quill. Grab your recorder: I play each new note first, then it's your turn.